PARADIMES · NIGHTLIFE EVENTS, MANILA · LIVE

Event Booking and QR Check In System

An events site, a booking site and revenue dashboard for every night, and a door app that checks guests in on staff phones.

Built with Claude Code · Next.js, React, Vercel, Zite, Redis, Three.js · parallel-dimensions.com

4	3	0	~5,000
EVENT NIGHTS LAUNCHED	CONNECTED APPS	DOUBLE ADMITS BY DESIGN	GUESTS THE DOOR APP IS SIZED FOR



The Paradimes events site

Next.js · React · TypeScript · Vercel · Zite and Fillout · Upstash Redis · Three.js · QR scanning · Claude Code

01 Overview

Paradimes runs themed nightlife events in Manila. Every night needs a public page, paid guestlist and table bookings, someone checking proof of payment, and a door team that can tell in a second who has paid and who is already inside.

I built the whole chain: a config driven events site, a booking site and revenue dashboard per event, and a check in app that door staff run on their phones. The pieces share one source of truth, so the money view and the door view always agree.

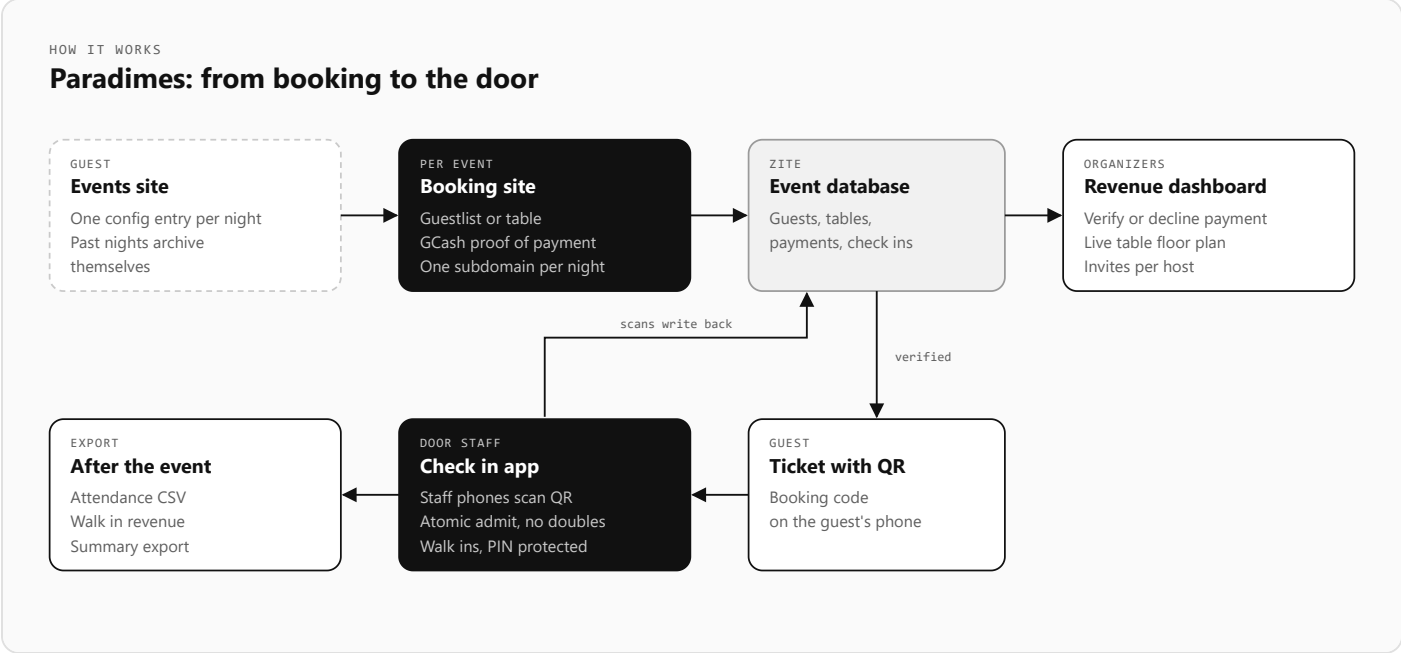

02 The events site

A single page site with a strong visual identity that the team can update without touching code.

Config driven event cards

A new night is one block in a config file: title, poster, date, venue, tagline and sign up link. No code changes.

Automatic past events

When a night ends it moves to a Past dimensions section marked Event ended. The section hides itself when empty.

Card states

Each card is Open with a pulsing dot and a Sign up link, Locked with Sign up opens soon, or Ended. Multi night events are supported.

Overflow list

The first four upcoming nights show as cards, the rest go into a compact list or an Instagram follow prompt.

Auto generated marquee

A scrolling ticker of upcoming dates and venues built from the same config.

Live Manila clock

A clock fixed to Manila time, with a mirrored second clock as part of the theme.

Mirror world hero

The cursor opens a portal over the wordmark into an alternate reality. On phones the portal drifts on its own.

3D multiverse scroll

A Three.js scene of seven stacked dimensions with portal rings, wireframe shapes and 2,200 dust particles. Scrolling flies the camera through them.

Motion with care

Tilt cards, scroll reveals and smooth scrolling, all switched off for visitors who prefer reduced motion.

Stay connected

Social cards for Instagram, TikTok and Facebook plus a Join our team recruitment link.

Every config value is escaped before it is rendered and every external link opens safely, so a typo in the config can never break or hijack the page.

03 Booking site and revenue dashboard

Each night gets its own booking subdomain where guests register for guestlist or a table and upload GCash proof of payment. Organizers work from a live revenue dashboard built on Zite with three apps sharing one database: the dashboard, table booking and table status sync.



Booking site entry screen for one night

Live revenue overview
Collected, verified, awaiting check and total entries, refreshed every 10 seconds.

Tickets and tables
Early bird and regular ticket counts, plus table count, downpayments, balance due and total contract value.

Confirm payment
One tap verifies an entry and marks its tables Booked. Undo sets them back to Pending.

Decline payment
Marks the entry declined, records which table it held, releases the table back to Available. Nothing is ever hard deleted.

Live floor plan
Tables grouped by floor and section, coloured Booked, Pending or Available, with the guest's name on each.

Host stats and lookup
Invited and verified counts per host. Click a host to filter the list, or search part of a host's handle to see everyone they brought.

Guest search and filters
Search across name, contact, host, pax names and payment reference. Filter All, Awaiting, Verified or Declined.

Proof of payment in place
Each entry shows its uploaded proof next to the confirm button, plus who invited the guest.

Safe inline editing
Typo prone fields can be fixed in place without touching payment status or table assignment.

New event checklist
Prices, table inventory and statuses reset through a documented checklist so each night starts clean.

Totals are aggregated in SQL rather than in the browser so the dashboard stays accurate past the platform's 2,000 row read limit. The dashboard runs in internal access mode because it shows contact details and payment proofs.

04 Door check in app

A Next.js app on Vercel that door staff open on their phones. It discovers events automatically and treats the booking data as read only: every scan is written to a separate attendance log.

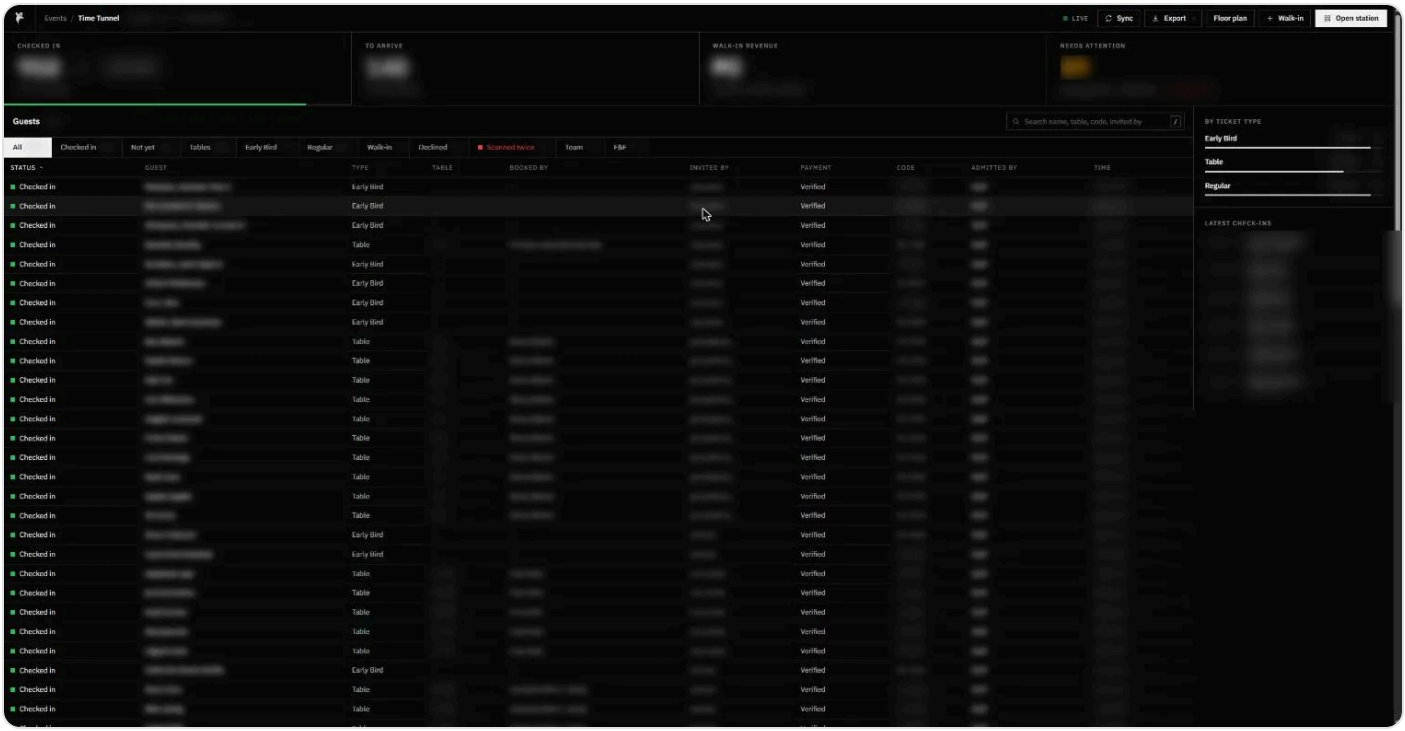

Live door dashboard during a real event (names and counts blurred)

Automatic event discovery

Any booking database with an Events table appears by itself. Events missing required fields show as needs setup.

Roles

Staff accounts can scan, admit, decline, undo and add walk ins. View accounts can only look, and can be limited to one host's bookings.

Camera QR scanning

A WebAssembly barcode reader handles blurry, angled or glare affected codes, with two fallbacks for older phones.

Handheld scanner support

USB or Bluetooth scanners work as soon as the page is open. Keyboard shortcuts for search, admit and close.

Per person admission

For tables and group bookings, staff tick off each guest as they arrive.

Door warnings

Clear banners for declined, scanned twice (and who admitted them first), already admitted, and payment not verified.

Walk ins

Name, amount, cash or GCash, the last 6 digits of the reference and a receipt photo, shrunk on the phone before upload.

Works on bad signal

A local copy of the guest list and a queue of actions that syncs in batches with backoff, so scanning never stops.

Live dashboard

Progress ring, guests still to arrive, walk in revenue, needs attention, ticket type bars, latest check ins and a sortable guest table with 9 filters.

Floor plan view

Each table shown as all in, arriving, booked, unpaid, reserved or open, with a summary strip and a detail panel.

CSV exports

Current view, everyone, checked in in arrival order, and a summary, safe to open in Excel.

Google Sheet mirror

Optional one way sync that ticks each guest's IN box in the team's master guest list.

05 How it stays correct at the door

- **Append only log.** Who is inside is worked out by replaying the check in log in the order the server received it, so two phones can never overwrite each other.
- **No duplicate actions.** Retries are matched by scan ID, and walk in codes come from the scan ID, so a retry cannot create a second walk in.
- **Booking data is read only.** A hard rule in the data layer refuses any write that is not to the attendance database.
- **Built for a busy night.** At most 12 requests in flight, backoff on rate limits, timeouts on every call, a shared cache and conditional responses, sized for about 5,000 guests.

06 Security and privacy

- Signed session cookies (HMAC SHA256, http only, 12 hour lifetime). Accounts are rechecked on every request, so removing someone takes effect on their next tap.
- Passwords compared in constant time, with login throttling per IP and username.
- Cross site requests rejected using Origin and fetch metadata headers.
- The door view never shows email, phone, payment reference or payment proof.
- Receipt uploads limited by type and size, and CSV exports protected against formula injection.
- The data API key lives only on the server.

07 A second edition for CSV guest lists

For events not run on the booking system there is a standalone edition: import a guest list CSV (columns are mapped automatically, with a preview and warnings), scan with any phone, and admit with a Redis write that only succeeds once, so two phones cannot admit the same guest. It installs to the home screen, keeps working on bad signal, prints a QR sheet as a fallback, and has a demo mode with fake guests. Shown below with demo data.

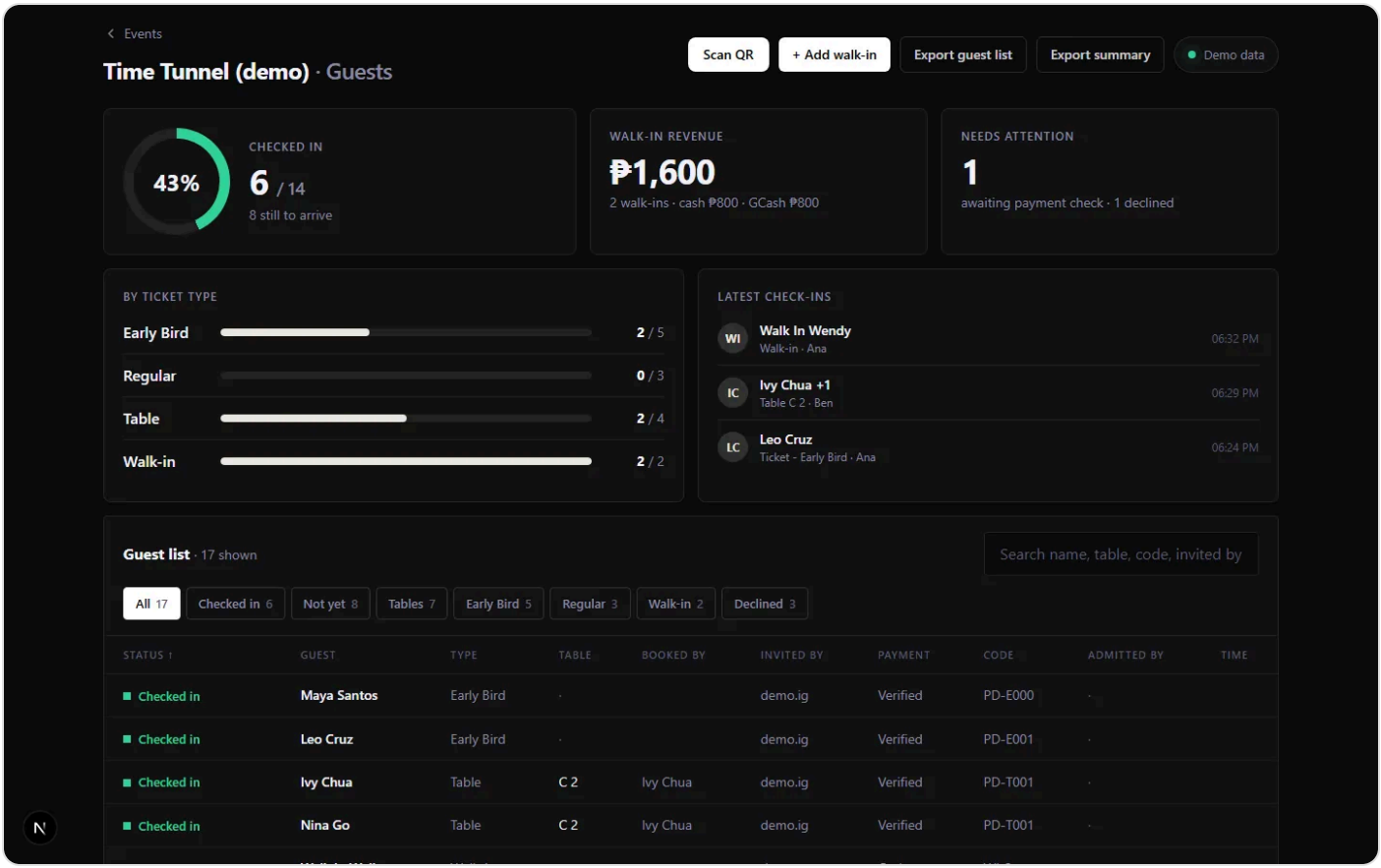

CSV edition dashboard (demo data)

08 Tech stack

Events site	HTML, CSS, JavaScript, Three.js, Lenis smooth scroll, Vercel
Booking	Zite and Fillout apps on one shared database, SQL aggregation
Check in	Next.js 14, React 18, TypeScript, Tailwind, zxing WebAssembly, jsQR, Vercel
CSV edition	Next.js 15, React 19, Upstash Redis, installable web app
How I built it	Claude Code as my engineering partner, with every path tested on real phones before an event

09 Results

> Four event nights launched from one config file, each with its own booking site.
>
> Organizers see collected versus verified revenue live instead of reconciling screenshots.
>
> The door admits each guest exactly once, even with several phones scanning at the same time.

Charles Lorenz Almenanza · Land Data Analyst and Claude Code builder · lorenzalmenanza@gmail.com · charles-almenanza-portfolio.pages.dev